

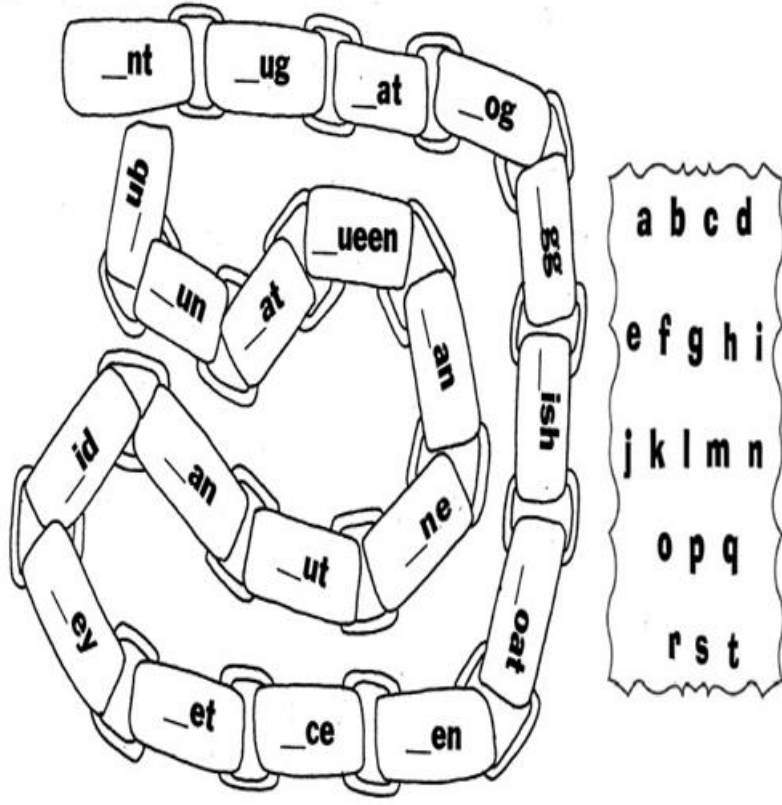
BHAVAN'S R.K.SARDA VIDYA MANDIR
Home Assignment for Summer Vacation
Session: 2025-26
Class: 1

General information for students:

- 1) Vacation assignment should be prepared by the student under parental guidance in the student's handwriting.
- 2) Front page of notebook should have the Name, Class, Section and Subject written.
- 3) All the assignment should be done in notebook of particular subject.

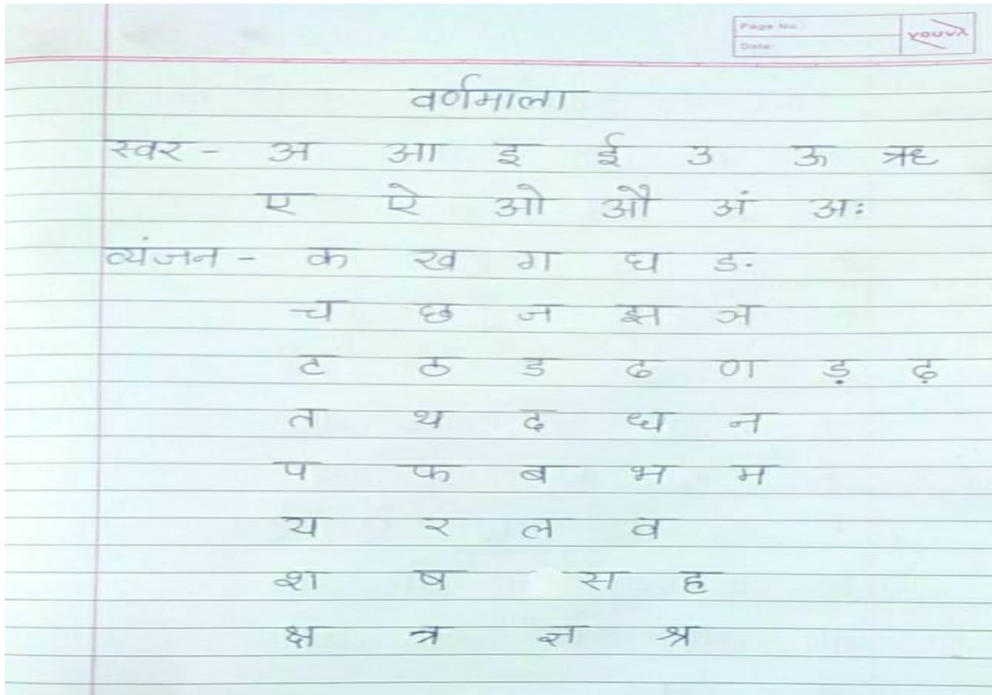
The last date for submitting the assignment is 25June,2025.

| S. N o. | Subject | Description of Assignment | Instructions to follow |
|---------|---------|---|---|
| 1 | English | <ol style="list-style-type: none"> 1. Write one page in cursive handwriting (Alphabets – capital and small), 10 pages each in a rough copy. (in 4 lines) to improve writing speed. 2. Do pages 4 to 7 in Wonder Art the Cursive Writing Book Level-1. 3. Practice the given sentences at home. <ul style="list-style-type: none"> • May I go to play? • May I borrow your pencil, eraser, or sharpener? • I have finished my work. • Ma'am, may I go to the washroom? • Ma'am, may I go to drink water? • Ma'am, may I come in, please? • Ma'am, may I go to wash my hands? • Ma'am, I have lost my shoes/blazer/tiffin box/water bottle, etc. • Ma'am, I'm sorry. I forgot to bring my book, notebook, pencil, eraser, and drawing book etc. • Ma'am, may I borrow a pencil/eraser/ruler, etc. from my partner as I've forgotten to bring it today? • Could you please shut the door? • When asking for something, say "Please." • When receiving something, say "Thank you." <p>Wishing people properly – Hello Uncle / Aunty, how are you?</p> <p>Wishing parents and elders Good Morning, Good Afternoon, Good Evening, and Good Night.</p> <ol style="list-style-type: none"> 3. Create an alphabet chain using the letters provided in the box. <p>Take a printout and paste it in your notebook.</p> | <p>Follow the instructions</p> <p>English notebook (172 pages)</p> |



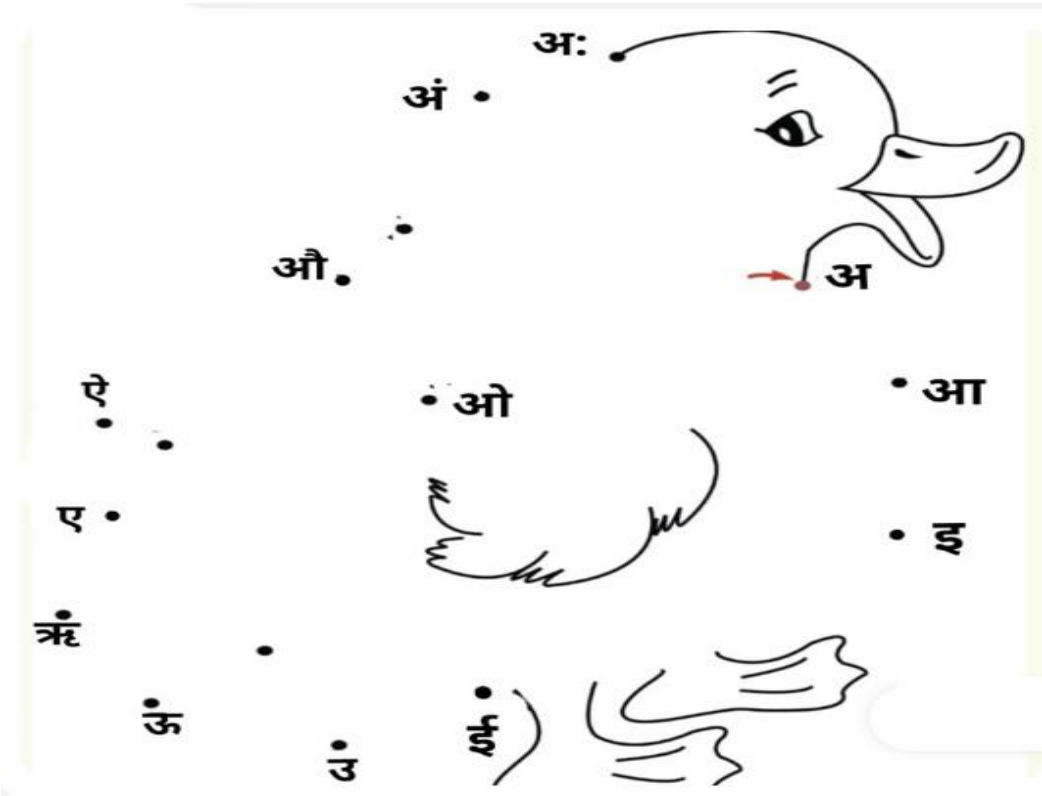
1. अपनी पसंद की तीन से चार कहानी पढ़ें। (।, ि, ी, ु, ू, े, ै, ो, ौ की मात्राओं का विशेष रूप से पठन करें।)

2. वर्णमाला (अ से अः) (क से श्र) याद करें एवं नीचे दिए गए वर्णमाला अनुसार दो बार हिंदी कॉपी में एक-एक लाइन छोड़कर सुंदर अक्षरों में स्वयं लिखें। (कॉपी में



Hindi
notebook
(172 pages)

3. स्वर बिंदुओं को मिलाते हुए चित्र पूरा कीजिए और रंग भरिए - (कॉपी में)



4. बाईं ओर लिखे वर्ण को शब्दों में ढूँढ़ें और ○ लगाओ -

| | | | | |
|----|-------|--------|--------|--------|
| ओ | औरत | ओर | ओखली | और |
| औ | औलाद | औज़ार | ओला | ओढ़नी |
| तौ | तैरना | तौलिया | तोड़ना | तौलना |
| तो | तोता | तोला | तेरह | तौलिया |

5. दिए गए हर अक्षर से दो-दो शब्द लिखिए -

| | | | |
|--------|-------|-------|-------|
| न | ग | ज | द |
| नल | _____ | _____ | _____ |
| नारियल | _____ | _____ | _____ |

| | | | |
|---------------------|---------------------|-----------------------|---------------------|
| फ ----- ----- | स ----- ----- | त्र ----- ----- | व ----- ----- |
|---------------------|---------------------|-----------------------|---------------------|

5. समान लय वाले शब्द लिखिए -

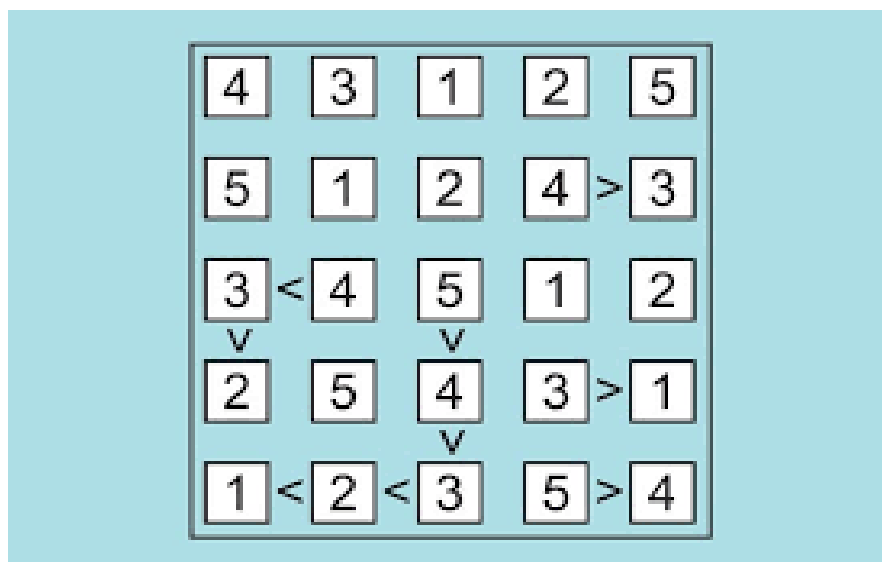
| | | |
|---------|-------|-------|
| क. बस | ----- | ----- |
| ख. माला | ----- | ----- |
| ग. आलू | ----- | ----- |
| घ. रेत | ----- | ----- |
| च. तीर | ----- | ----- |



6. हिंदी सुलेख - Wonder Art हिंदी Master Handwriting Skills Level-1 में पेज न. 3 और 4 करें।

1. Write tables of 2, 5, 10 (**Do in the Maths notebook 1 time.**)
2. Write forward counting from -1 to 100 (**Do in the Maths notebook 1 time.**)
3. Write backward counting from- 50 to 1 (**Do in the Maths notebook 1 time.**)
4. Write Number Names from 1 to 20. (**Do in the Maths notebook 1 time.**)
5. Draw or paste the given puzzle in the maths copy and put the correct sign (<, >). (**Do in the Maths notebook 1 time.**)

Maths
notebook
(172 pages)

3 Maths



| | | | |
|---|-----|---|--|
| | | | |
| 4 | GAW | <p>Q1] Kite Making and Flying- Kite making and flying are popular summer time activities, offering a fun and engaging pastime. Make kites together using simple materials and then have a kite-flying day at a park. Write your experience as-</p> <ol style="list-style-type: none"> Paste photo of the kite making. Paste photo while you are flying the kite. Write materials you use to make your kite. What did you do to help the kite fly? How did it feel to see your kite in the sky? <p>Q2] Animal Adventures- Visit a local zoo. Draw a picture of your favourite animal from the zoo and write a short description about that animal—what it eats, where it lives and any interesting fact. Also paste photos of your visit to zoo.</p> <p>Q3] Shopping Time- Go to the market with your parents or grandparents. Request them to purchase fruits we eat specially during summer season. Write about those fruits under following points.</p> <ol style="list-style-type: none"> Name of the fruit- Draw and colour picture of the fruit- Number of seeds fruit has- Name the dishes made from that fruit (like smoothies, salads, or snacks) Summer Fruit Tree- Draw a fruit tree and paste picture of summer fruits you have eaten. <p><u>NOTE-Print of the given picture can be taken or encourage children to draw and colour.</u></p>  <p>Q4] Father's Day Celebration- Father's Day is celebrated on the third Sunday of June each year. Though every day is Father's Day for all of us. Still a day, that is third Sunday of the June is a special day to honor and appreciate fathers for their love, guidance, and support.</p> <ol style="list-style-type: none"> "A Day with Dad" – make a beautiful picture/photo memories collage. <div data-bbox="459 1682 812 2007">  </div> <p>Sample-</p> <ol style="list-style-type: none"> Write something special about your dad? <p>"My dad is special because." _____</p> | <p>GAW notebook (172 pages)</p> |

